

INTRODUCTION



ASFAHAN

TOILETS 2025

Toilets

Our toilets are equipped with high quality accessories and hygiene heavy duty PVC flooring.

The toilets structure are made of galvanized light steel structure and the exterior wall can be made with fiber cement boards and finished with painting or wall cladding. The walls and roof are insulated with high quality rock wool, and the interior walls could be finished with ceramic tiles, PVC sheets or painting on fiber cement wall.

The toilet accessories can be customized per the client preferences. We offer stainless steel WC, high quality ceramic WC from high end brands. Tissue dispensers and soap dispenser choices are available.



FEATURES

1. Enhanced Hygiene

Our toilets equipped with top quality materials, ensure a superior level of cleanliness compared to traditional toilets. No joints in the PVC flooring keeps hygiene indoor environment. Stainless steel is the best materials to prevent bacteria and germs growth.

2. Eco-Friendly


Toilets are designed to be water-efficient, using significantly less water per flush. Environmentally friendly materials.

3. Ultimate Comfort

Our toilets are designed to provide a personalized and luxurious bathroom experience.













4. Heavy Duty

Stainless steel WC and toilet accessories are heavy duty and most suitable for public use and easy to clean and maintain.



ACCESSORIES

Our products for this luxury public toilets are made of high quality products from international brand such as GROHE, IDEAL STANDARD, JAGUAR and equivalent. They are manufactured in high quality for public heavy-duty use.

<p>Concealed SS WC</p> 	<p>Corian Top Wash Basin</p> 	<p>Sink Faucet</p> 	<p>Shataf</p> 
<p>Soap Dispenser</p> 	<p>Plastic Tissue Dispenser</p> 	<p>Aluminum Window</p> 	<p>Exhaust fan</p> 
<p>Electric Switch</p> 	<p>Philips Ceiling Light</p> 	<p>Water Supply Material</p> 	<p>PVC Flooring</p> 

Production Technology

Bearing system consists of column, beam, purling, pressure rods, wind connection elements.

The profiles which constitute the construction are developed by fully automated roll forming machines in all required forms, and the installation and connection cavities are formed fully by computer control.

No welding is used during manufacturing and mounting phases.

Seismic and static calculations of the Project, according to the area of the construction are realized by Sap2000, CFS, controls are conducted with ISO 9001:2000 quality assurance system from project phase to mounting process.

Main Structure

Top and bottom frame consist of bended steel and 80x40 box profiles formed in full length by Cad-Cam controlled Roll forming Machines. Installation is made without welding

Corner Beams

Corners consist of steel formed in full length by Cad-Cam controlled Roll-forming Machines. Installation is made without welding




Advantages

This product group, created with innovative, creative, and colorful designs, provides cost-effective solutions that add value to your living spaces. With its varied color palette and accessories, it represents a new way of thinking.

This product group, which represents SANDER's avant-garde side, is appropriate for those that respect rationality. As the geometry of the colors becomes clear, the brilliance of the colors increases. It provides benefits that boost confidence.

Quality Details

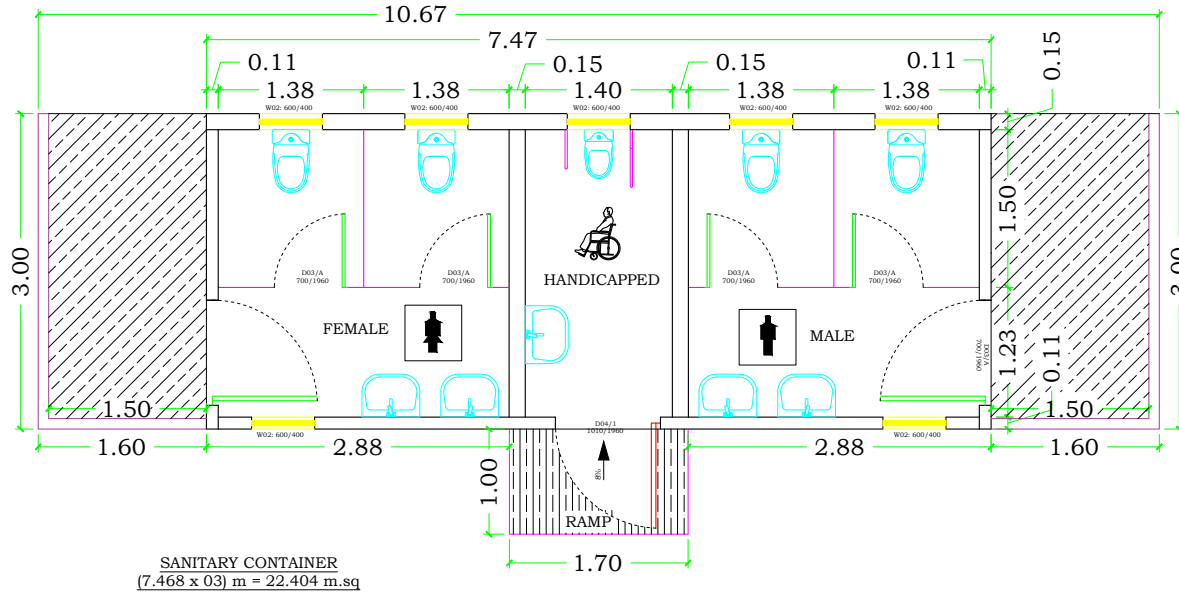
- Our panels are 12 mm thick and water and humidity resistant.
- Our panels are antibacterial and feature easy-to-clean surfaces.
- Our cabins' panels and fasteners are certified.
- This product line makes use of first-rate album raw materials.
- Aluminum is used for the connection, support, and auxiliary elements.
- Satin stainless steel is used to make connection and complimentary pieces (SSS 304 quality).
- Product line of the SANDER Proxline Classic series.
- Produced with cutting-edge technology and engineering expertise.
- It has been designed with the notion of adding value to living spaces in mind.
- Designs that were unique, innovative, and colorful were employed.
- Water, humidity, heat, and cold have no effect on it.
- It has a strong abrasion resistance.
- It is entirely made in Turkey.



PROJECT PHOTOS



LAYOUT



Customizable

Layout for the toilets can be customized with creativity and rich designs to client's preference and satisfaction.

The size can be also customized and the number of toilets, gender and handicapped can be specified.

The use such as adding shoe unit is also possible.

THANK YOU



Tel: +968 9938 6992 | info@asfahanco.com | www.asfahanco.com